



Getting you back to *your* life

Clinical
Excellence &
Quality Report





Dear Friends

Serving as the President of Elim Park is a privilege. My appreciation of the community continues to grow as I settle in and become integrated into the daily workings of the campus.

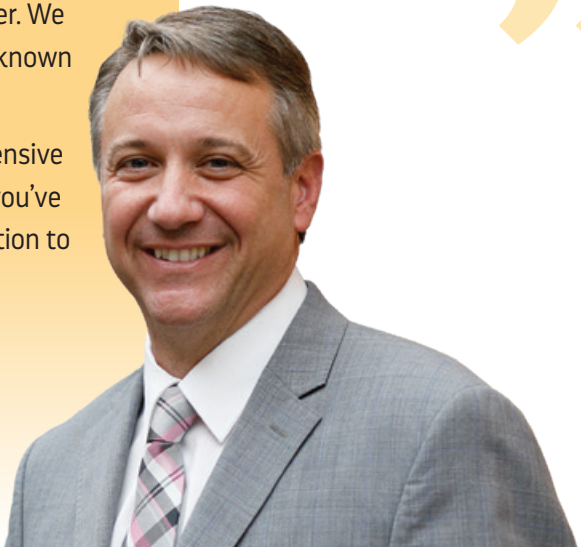
The Elim Park Health Care Center is framed in a one hundred and thirteen year tradition of “honoring God in all we do.” Being a faith-based not-for-profit, our first priority is pursuing positive outcomes for the individuals who come here for assistance in their journey to healing. I believe our position on the Preferred Provider Network for two major CT health care systems bears testament to this dedication.

But our mission goes beyond providing best-in-class healthcare services. Our array of on-campus amenities far surpass those found in a typical rehabilitation environment. From our state-of-the-art Fitness & Wellness Center with a 3,000 square foot rehabilitation gym and indoor aquatic therapy pool, to our nostalgic “Main Street” with a mix of restaurant options, and our 300 seat Nelson Hall theatre, our patients and their visitors have plenty of opportunities to relax and socialize with old friends and new friends alike. Soon, a new ice cream parlor will open for all to enjoy. And our plans don’t stop there.

As we look ahead, we have begun working with architects to determine what it will take to create the future of the Health Care Center. We plan to build on the quality and innovation that Elim Park is known for by trailblazing an even brighter future.

It’s hard to fully appreciate the sense of community and extensive amenities offered by the Elim Park Health Care Center until you’ve seen it for yourself. Please consider this your personal invitation to come by for a visit. We’d love to show you our home.

All the best,
Brian Bedard
President/CEO



Being a faith-based not-for-profit, our first priority is pursuing positive outcomes for the individuals who come here for assistance in their journey to healing.



Who We Serve

With our long history, Elim Park Heath Care Center proudly provides a variety of inpatient and outpatient services. We offer superior short-term rehabilitation in our 45-bed Post-Acute Care Center within our own community and the greater Cheshire community. The Residence at Elim Park provides safety, security, freedom, and support to an additional 42 independent residents while providing long-term care for 45 residents from within our own continuum.

Outpatient Therapy provides services to Elim Park residents and individuals from the greater Cheshire community through both our beautiful Fitness & Wellness Center which features a 60' x 30' indoor pool for aquatic therapy and the rehabilitation gym in the health care center.

Admissions

Providing comprehensive care for recovery and restoration of function, Elim Park accepts transfers from acute care settings following illness or injury. A responsive admissions team will coordinate with the referring hospital for appropriate timing for admission while making themselves available for patient and family questions in the hospital setting.



**All are
welcome.**

Table of Contents

Clinical Capabilities	4
Fan Favorite in Physical Therapy	6
Introducing the Chief Nursing Officer	8
The Dining Experience	10
The Patient Experience	11

Clinical Capabilities

Elim Park offers a Christ-centered approach to care ranging from post-acute rehabilitation to respite care to hospice services provided through outside hospice agencies to long-term care.

We provide care for residents requiring intense rehabilitation services while undergoing close medical management including:

- ▶ oxygen therapy including high-flow oxygen, CPAP and BIPAP, and suctioning and tracheostomy care
- ▶ IV therapy including:
 - ▶ TPN, antibiotic therapy, and hydration with peripheral, midline and CVAD access
 - ▶ insertion and removal of midline/PICC lines and access and de-access port-a-caths
 - ▶ administration of hypodermoclysis for conservative management of hydration
 - ▶ state approved waiver to administer IV push medications (diuretics and steroids)
- ▶ patients receiving Hemodialysis
- ▶ wound care including negative pressure wound therapy
- ▶ patients receiving chemotherapy and radiation therapy
- ▶ pleurx catheters requiring drainage from chest and abdomen





In keeping with the high level of services and medical management provided by Elim Park, we maintain specialized staff including:

- ▶ Respiratory Therapist
- ▶ IV Therapy Nurse
- ▶ Physician Wound Specialist
- ▶ Infection Preventionist

Behavioral Health Team

- ▶ Psychiatrist
- ▶ Psychologist
- ▶ Psychiatric APRN
- ▶ Licensed Clinical Social Worker



Physical therapist **Christina Del Rosso** finds her work at Elim Park Health Care Center very rewarding, “My goal is to help people regain their independence and enjoy what they love doing in life.”

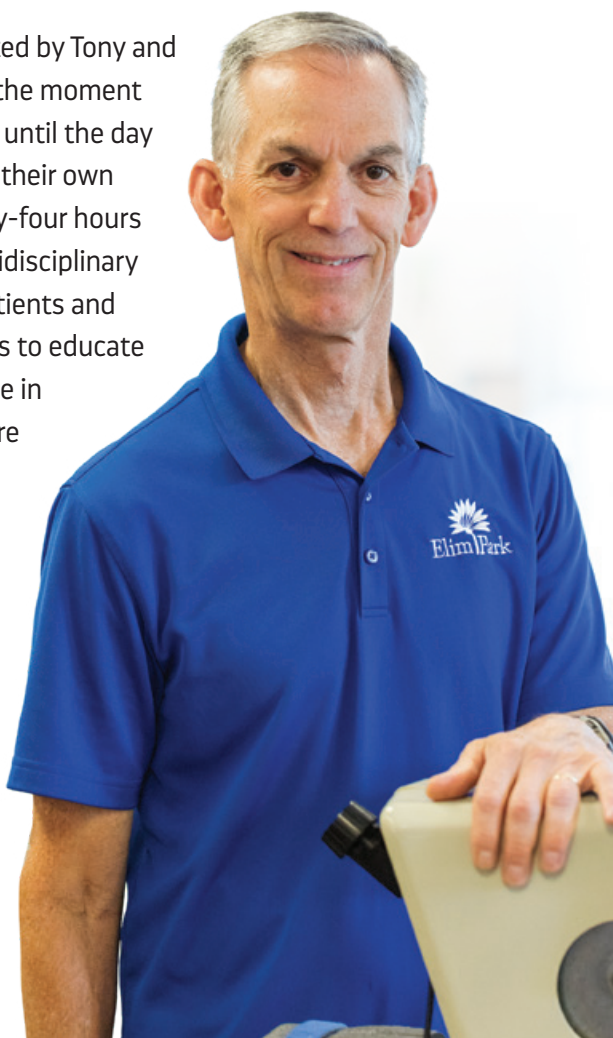
Fan Favorite in Physical Therapy

Over the past decade and a half, Physical Therapist **Anthony Sklanka** has been a constant figure at Elim Park. Colleagues say that people love Tony and patients often sing his praises as they head back to their homes.

When asked, Tony attributes his good reputation to genuine enjoyment of his job and respect for his patients. “You gain inspiration from them to see how hard they are working to achieve their goals,” he says.

**You gain
inspiration
from patients
to see how
hard they are
working to
achieve their
goals.**

Patients are supported by Tony and his colleagues from the moment they enter Elim Park until the day of their discharge to their own home. Within twenty-four hours of admission, a multidisciplinary team meets with patients and their family members to educate and give them a voice in determining their care plan, understanding their medications, and setting a discharge date. Prior to discharge, we offer home evaluations by the rehabilitation staff.



Elim Park works hard to stay on the cutting edge of changes in the world of post-acute rehabilitation, and we believe that personalized attention is one practice that Elim will always provide. That's why we join patients in applauding Tony and others like him for going the extra mile and seek to empower each employee to continue providing comprehensive patient care for the next decade and a half (and beyond).



Home Visit Program

Prior to people leaving the inpatient rehab program, we want them to experience a safe home environment that will minimize the potential for rehospitalization. To achieve our goal, Elim Park has a home evaluation program. Members of the rehabilitation department will bring the patient to their home to assess the environment and make recommendations to prepare for a successful transition and safe future upon return to home.

Health Literacy Program

People should play an active and informed roll in their recovery process. We empower people in the rehab program through a health literacy program. Patients become educated about their condition, learning about what their body is experiencing and how they can partner with us on their journey to improved health.



13 days

Average Length of Stay

Arthritis
4 days

Neurologic
Conditions
15 days

Stroke
15 days

Major
Multiple
Trauma
21 days

Brain
Dysfunction
28 days

Orthopaedic
5 days

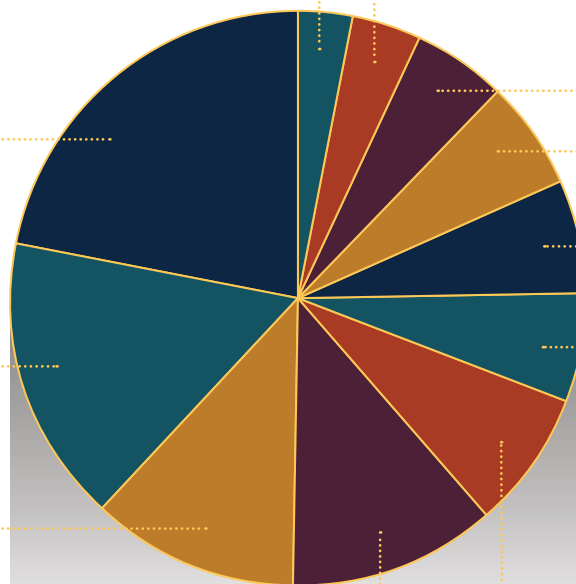
Amputation
7 days

Cardiac
8 days

Pulmonary
8 days

Pain
Syndrome
8 days

Medically
Complex
10 days



Average Length of Stay
Post Acute Rehab Patients

Introducing our Chief Nursing Officer

Janice Lexton joined the Elim Park team as Chief Nursing Officer in January. She comes to us with over 25 years of experience working as a Registered Nurse in various roles: Director of Nursing, Corporate Clinical Specialist, Vice President of Nursing and Quality Assurance Nurse. Her primary focus throughout her career has been in caring for older adults. Janice began her career at a small nursing home in Deep River, CT, and has overseen as many as 26 homes as Vice President of Nursing. Prior to joining Elim Park, Janice worked for a not-for-profit nursing home as their Quality Assurance Nurse. She holds a Doctor of Nursing Practice (DNP) from Northeastern University and is board certified in Gerontological Nursing.

Throughout her career, Janice has been at the forefront in leading and managing healthcare systems. Her vision and advocacy for patient care is built on teamwork and a profound desire to make a difference.

In this executive management role, Janice is responsible for the strategic direction and overall daily operations of nursing and patient care services at Elim Park. Janice has a proven record of success in developing and maintaining an environment of best nursing practices and clinical excellence.

Beyond the extensive experience and leadership skills that Janice brings to our team, her greatest strength is certainly her genuine compassion for the residents and patients we are honored to serve.



“It takes a team to achieve positive outcomes and exceed the expectations of our residents and their families.”





Community Immunity Makes an Impact

Vaccine programs are an essential component of infection prevention and control in a post-acute setting. Elim Park has taken an aggressive approach to maintain a healthy campus for everyone.

Initiatives:

- ▶ 100% Flu vaccine compliance with long term residents.
- ▶ Vaccine documentation compliance with short-term patients.
- ▶ Flu vaccines required for health-care employees and administered free of charge.
- ▶ 100% Pneumococcal vaccine compliance with long term residents.

Wound Healing

34 Days
Avg
Elim Park

65 Days
Avg
National

The Dining Experience

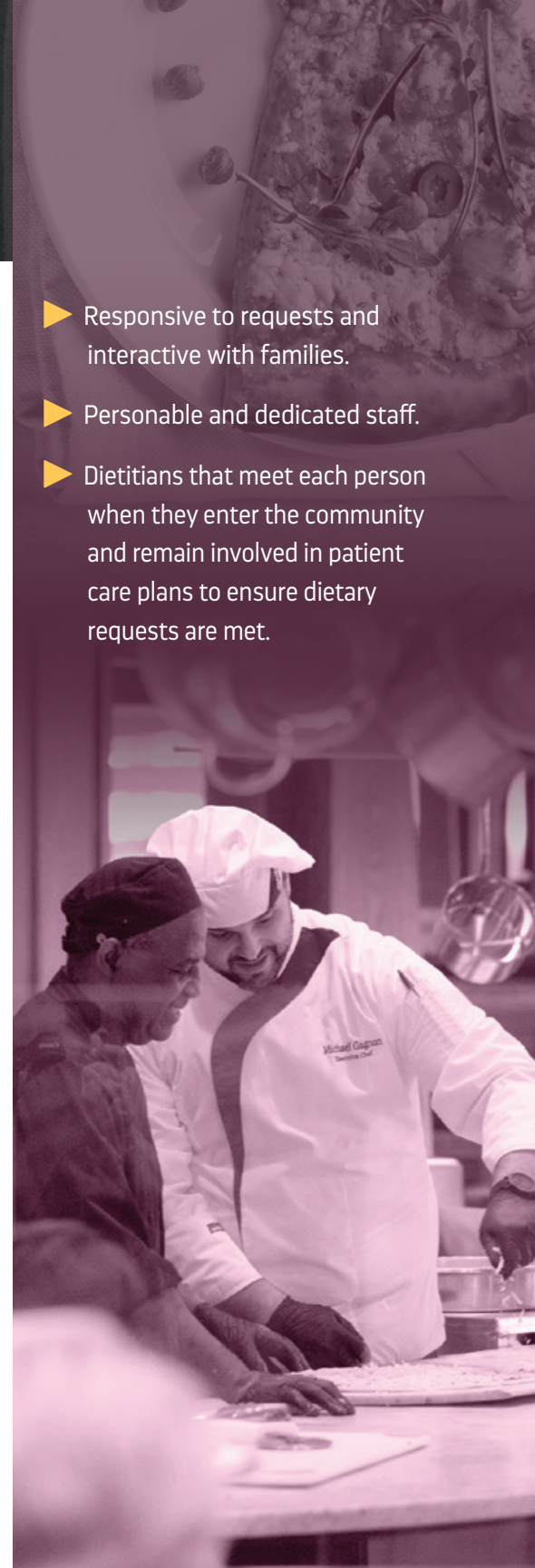
Food is a central component of life. Relationships are built around the dinner table, memories are linked to specific foods, and legacies are passed from generation to generation in the form of recipes. At Elim Park, we understand the importance of meals and dining, and strive to provide people with the best possible experience through a blend of home-style food, warm atmosphere, and caring staff.

Highlights of the Elim Park in-patient dining experience include:

- ▶ Restaurant quality meals with seasonal menus and tableside service.
- ▶ Always available menu that includes charbroiled burgers, garden burgers, grilled cheese and deli options.
- ▶ Access to a variety of additional culinary offerings on campus within our Elim Park Place community including our Bistro, Elim Park Baking Company and a new ice cream parlor opening this fall.



- ▶ Responsive to requests and interactive with families.
- ▶ Personable and dedicated staff.
- ▶ Dietitians that meet each person when they enter the community and remain involved in patient care plans to ensure dietary requests are met.



The Patient Experience

We know you have a choice for your skilled nursing and rehabilitation needs. At Elim Park Health Care Center, we pride ourselves on providing the highest quality rehabilitation care and much more. When you choose Elim Park, you're not just choosing a nursing center but engaging in a unique patient experience. Located within a vibrant Life Plan Community, our Health Care Center offers many amenities and services for you and the whole family to enjoy throughout your rehabilitation journey.

Among the many on-campus highlights is the Nelson Hall Theatre at Elim Park, a community gem that offers Broadway quality entertainment and movie nights in an intimate and fully accessible environment. Enjoy a catered lunch and matinee or attend an evening performance and dinner beforehand in our American/Italian-style Bistro. Grab a cup of Starbucks coffee or a freshly baked muffin from The Elim Park Baking Company. You'll find The Market stocked with grocery items, toiletries and other shopping conveniences right on campus. And our Fitness & Wellness Center will help you regain your strength in a spa-like setting with a heated aquatic therapy pool and hot tub.

With all this and more, Elim Park is not just a rehabilitation center. We understand that the healing process is not a one-dimensional experience.

We're dedicated to exceeding your expectations in an environment that supports the whole person clinically, emotionally and spiritually, along your path to healing and ultimately back to the place you call "home."



Our Mission

Elim Park is a not-for-profit Life Plan Community (formerly known as a Continuing Care Retirement Community), whose mission is to provide quality care through comprehensive wellness programs and medical facilities for our residents in a Christ-centered environment.

Elim Park looks upon its mission as an extension of the Church ministry within the Baptist General Conference (now also known as Converge Northeast) and gives admission priority to its members. Residents are encouraged to grow spiritually as they live out their lives at a level of wellness and independence appropriate to their individual situation.



140 Cook Hill Road • Cheshire, CT 06410

203.272.3547 • Rehabilitation: x384 • Admissions: x139

elimpark.org

Thank you for reading and learning about the services and community at Elim Park. Whether you are a doctor looking for a trustworthy organization for your patients or a family in search of a place for your loved one, we'd love to show you around the campus so you can see what sets Elim Park apart. Don't have time for a visit? We'd be happy to answer any questions you might have over the phone.

To schedule a tour or get answers to your questions, call our admissions office at 203.272.3547 ext 139.

